



Bookmarks FOR SCREEN TIME

To Use: For every 15, 20, or 30 minutes a child reads, mark a circle under "READ". When they redeem their 15, 20, or 30 minutes of screen time, mark a circle under "SCREEN". They only get to redeem screen time if they've read first.


first
READ




then
SCREEN




first
READ




then
SCREEN




first
READ



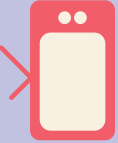
then
SCREEN



first
READ

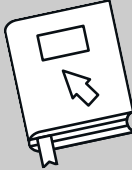


then
SCREEN




Bookmarks FOR SCREEN TIME

To Use: For every 15, 20, or 30 minutes a child reads, mark a circle under "READ". When they redeem their 15, 20, or 30 minutes of screen time, mark a circle under "SCREEN". They only get to redeem screen time if they've read first.




first
READ




then
SCREEN

A vertical bookmark strip with a grey background. It features a grid of 20 white circles. The top half (10 circles) is under the 'first READ' section, and the bottom half (10 circles) is under the 'then SCREEN' section.




first
READ




then
SCREEN

A vertical bookmark strip with a white background. It features a grid of 20 grey circles. The top half (10 circles) is under the 'first READ' section, and the bottom half (10 circles) is under the 'then SCREEN' section.




READ




WATCH

A vertical bookmark strip with a white background. It features a grid of 20 white circles. The left side (10 circles) is under the 'READ' section, and the right side (10 circles) is under the 'WATCH' section, separated by a vertical dotted line.



WATCH



READ

A horizontal bookmark strip with a white background. It features a grid of 20 white circles. The top row (10 circles) is under the 'WATCH' section, and the bottom row (10 circles) is under the 'READ' section, separated by a horizontal dotted line.

Bookmarks



words to
look up:

Reading CHALLENGE

A grid of 15 book icons arranged in 5 rows and 3 columns. Each icon is a simple white book with a black outline, shown from a three-quarter perspective. The background is a solid light blue color.

SUMMER READING

A grid of 15 star-shaped reward icons arranged in 5 rows and 3 columns. Each icon is a white star with a black outline, set against a light pink background. The stars are arranged in a grid pattern.

REWARD

