











thesavvysparrow.com







thesavvysparrow.com





thesavvysparrow.com



# Assembling Instructions

Color and cut the ornaments. Fold the ornaments in half(1). Glue them on top of each other in layers(2). Open up the last layer and glue on the string before gluing the last layer to touch the first layer(3). Fold open the layers to form the 3D ornament(4).

