





Color the cup, flowers, and heart. Carefully cut out all the pieces along the lines. Fold the cup along the dotted line to create the card. Paste the flowers on top of the cup. Write a sweet message inside the card.




Fold



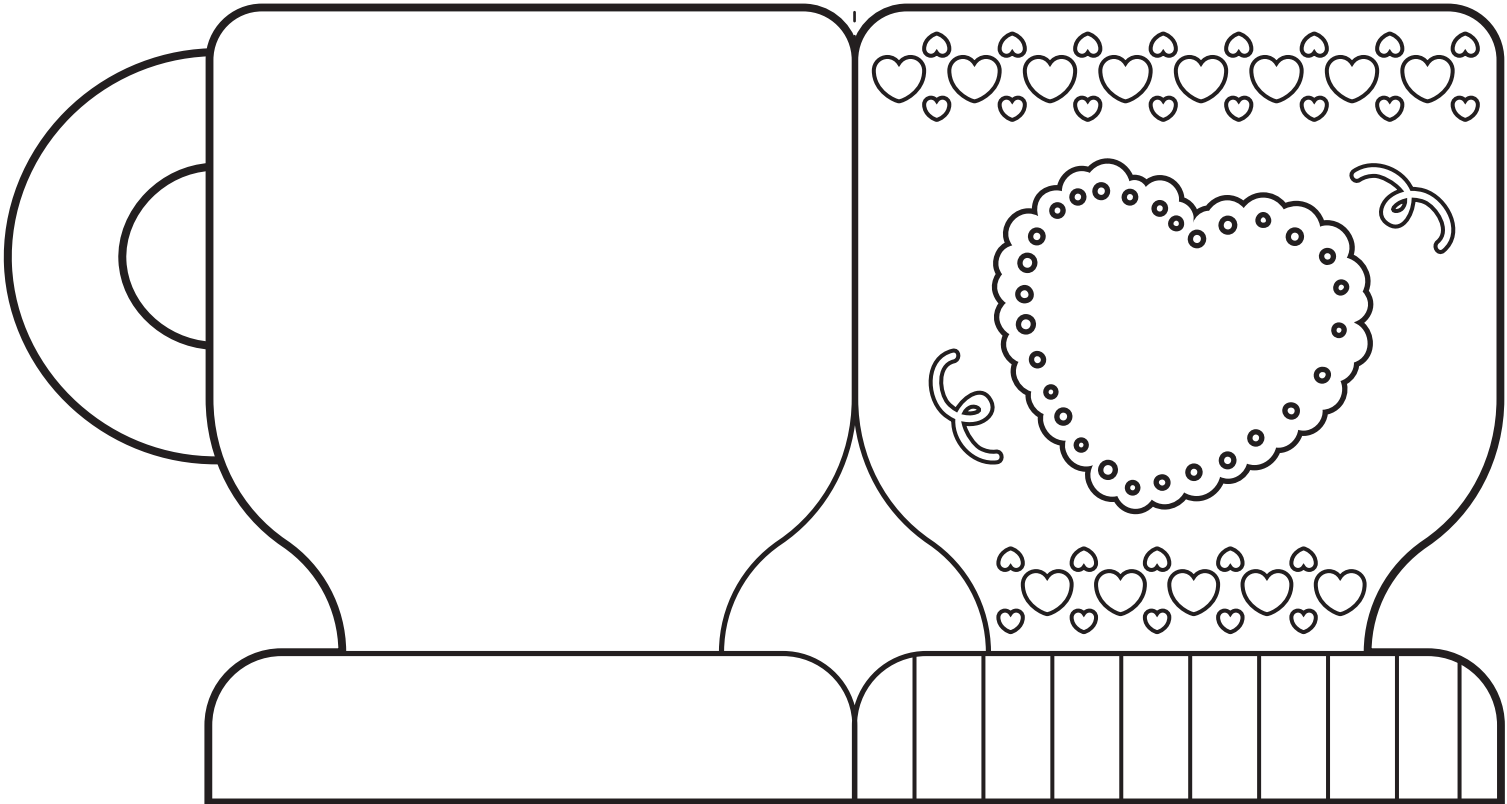
Color the cup, flowers, and heart. Carefully cut out all the pieces along the lines. Fold the cup along the dotted line to create the card. Paste the ice cream on top of the cup. Write a sweet message inside the card.




Color the cup, flowers, and heart. Carefully cut out all the pieces along the lines. Fold the cup along the dotted line to create the card. Paste the toppings on top of the cup. Write a sweet message inside the card.




Fold




Color the cup, flowers, and heart. Carefully cut out all the pieces along the lines. Fold the cup along the dotted line to create the card. Paste the bear on top of the cup. Write a sweet message inside the card.




Fold




Color the cup, flowers, and heart. Carefully cut out all the pieces along the lines. Fold the cup along the dotted line to create the card. Paste the toppings on top of the cup. Write a sweet message inside the card.




Fold



Color the cup, flowers, and heart. Carefully cut out all the pieces along the lines. Fold the cup along the dotted line to create the card. Paste the flowers on top of the cup. Write a sweet message inside the card.



Fold



Color the cup, flowers, and heart. Carefully cut out all the pieces along the lines. Fold the cup along the dotted line to create the card. Paste the flowers on top of the cup. Write a sweet message inside the card.

